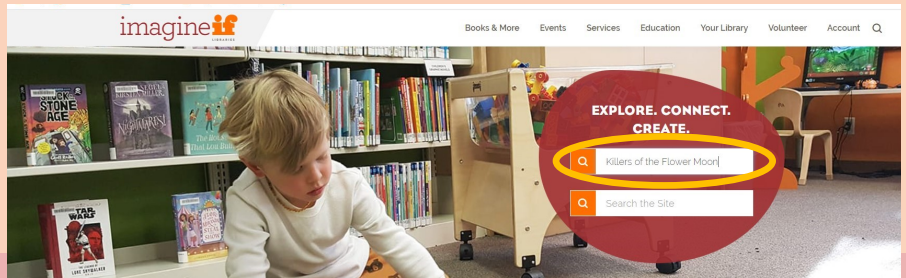


HOW TO PLACE A HOLD

WITH YOUR **imagineif** LIBRARIES CARD

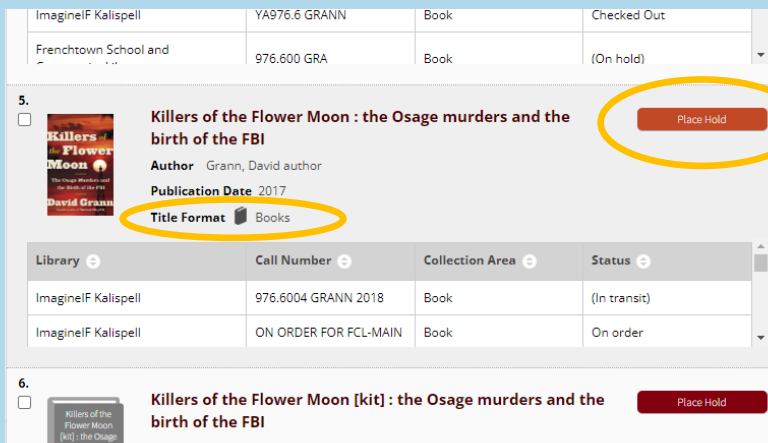
1 Go to imagineiflibraries.org, and search the catalog



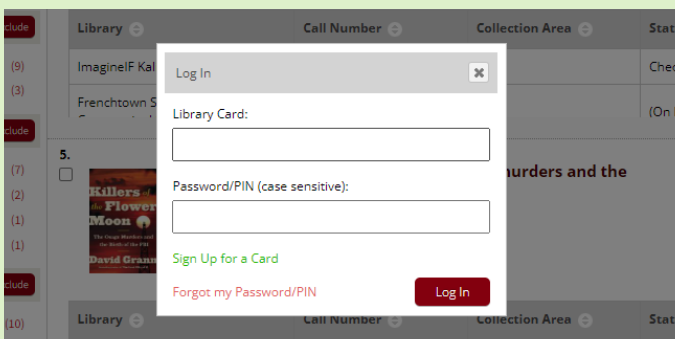
2 Scroll to find the item and format you want (format ex: DVD, Large Type)

3 On a desktop computer click **Place Hold**

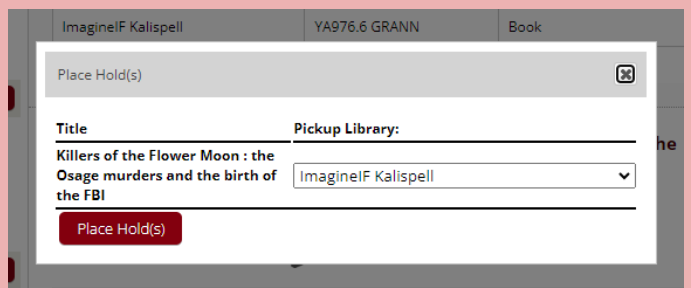
or On a smart device, click the 3 dots and select Place Hold



4 Enter your Library Card Number (no spaces) and your PIN (usually the last 4 digits of your phone number on file)



5 Choose which location you'd like to pick up your item and click Place Hold, then click OK



You will be contacted when the item is at the library ready for you to pick up!

To make sure your notification settings are up to date, ask a staff member to verify your contact info and preferences